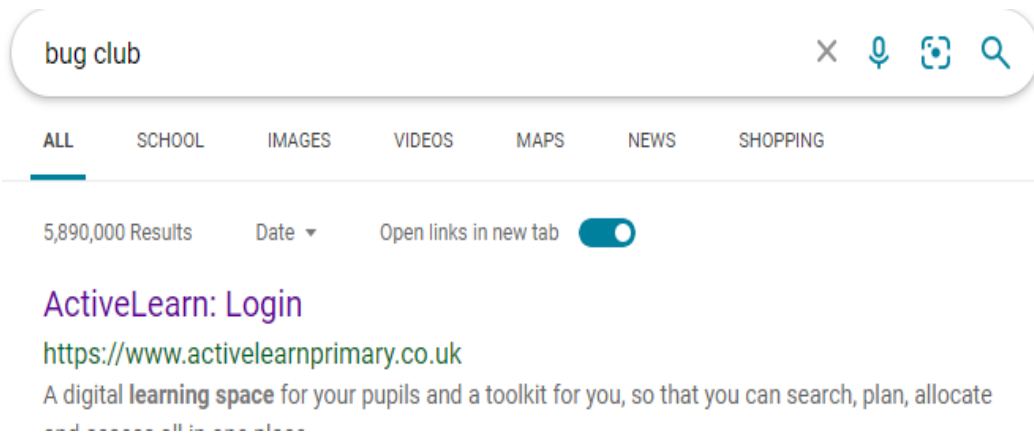
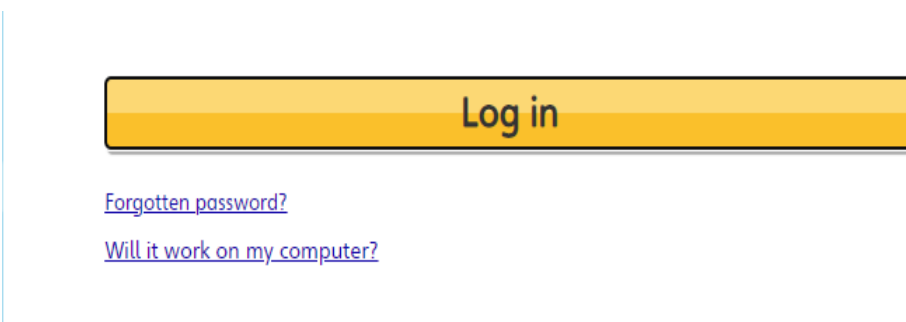


### Step 1:



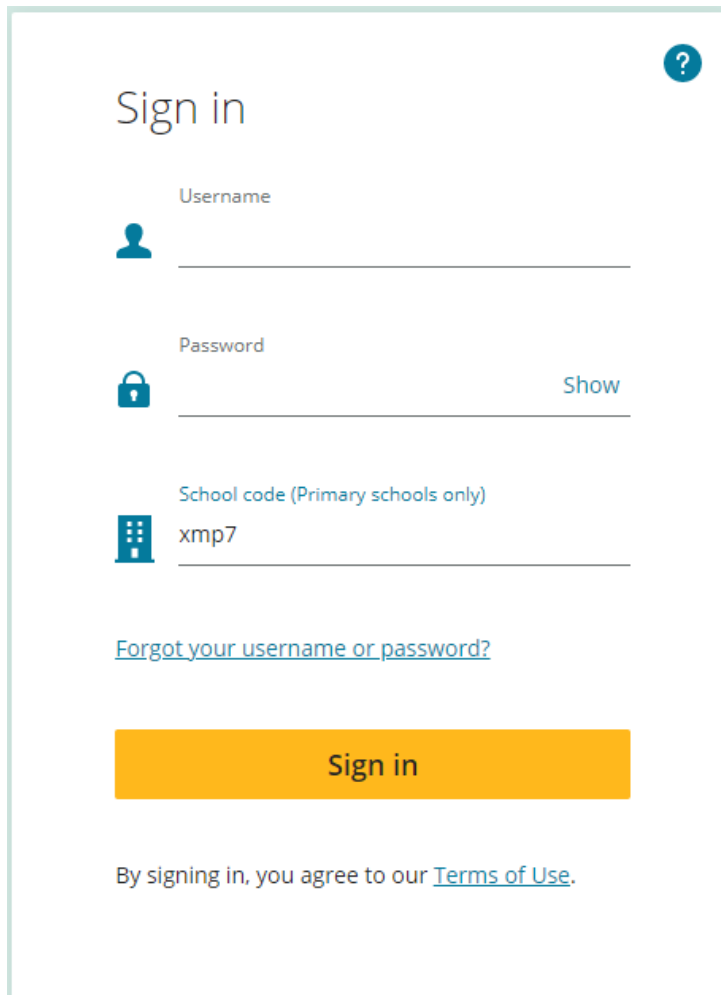
A screenshot of a search engine results page. The search bar contains the text "bug club". To the right of the search bar are icons for clearing the search, voice search, image search, and a magnifying glass. Below the search bar are tabs for "ALL", "SCHOOL", "IMAGES", "VIDEOS", "MAPS", "NEWS", and "SHOPPING". The "ALL" tab is selected. Below the tabs, it shows "5,890,000 Results", a "Date" dropdown menu, and a toggle switch for "Open links in new tab" which is turned on. The first search result is titled "ActiveLearn: Login" with the URL "https://www.activelearnprimary.co.uk". Below the URL is a snippet of text: "A digital learning space for your pupils and a toolkit for you, so that you can search, plan, allocate and ----- all in -----".

### Step 2:



A screenshot of the ActiveLearn login page. It features a large yellow "Log in" button. Below the button are two links: "Forgotten password?" and "Will it work on my computer?".

### Step 3: Username (child's first name) and Password (child's class name)



A screenshot of the ActiveLearn sign-in page. The page has a light blue header with a question mark icon. The main heading is "Sign in". Below the heading are three input fields: "Username" with a person icon, "Password" with a lock icon and a "Show" link, and "School code (Primary schools only)" with a building icon. The school code field contains the text "xmp7". Below the input fields is a link: "Forgot your username or password?". At the bottom is a large yellow "Sign in" button. Below the button is a line of text: "By signing in, you agree to our [Terms of Use](#)."